



English
National
Ballet



Visual Programme

This includes:

- What to Expect
- Who is Who
- Where to Go



English National Ballet

Production Photos: Photography by ASH

Table of Contents

What to expect	p1
About this performance	p2
Chill out spaces	p3
Who's Who	p4
Context	p6
Synopsis	p7 - 10
Visit timetable	p11 - 15
Things to know	p17

Please Note:

- Peacock Theatre Ushers will be wearing black t-shirts with the Sadler's Wells logo and they are there to help with your ticket and guide you around the building to use the facilities, get a refreshment and help to find your seat.
- ENB Helpers wear black t-shirts with pink logo and are here to assist you with questions.
- Ear defenders are available from Front of House members.
- Mobile phones and tablet devices are permitted inside the auditorium, though we ask you to turn your brightness settings down and lower the volume if possible.
- No photography or video recording is allowed during the performance, except during the bows at the end.

What to Expect from an ENB Relaxed Performance



At ENB Relaxed Performances, we welcome audiences to come as they are, encouraging everyone to relax and respond to the show in their own ways, which often includes making noise and moving freely.

Our Relaxed Performances are sensory adapted and suitable for those with various access needs. Light and sound elements are altered and the house lights are on throughout the performance.

A chill out space is provided with a comfortable place to rest. The show is available to watch live outside of the auditorium on a screen.

There is an open-door policy, meaning if you need a break, you can go in and out of the auditorium as much as you like.

More details are given as you read through this programme.

About this performance



You will see...

- Textured sets, props and costumes
- The lights on stage change, with night time scenes
- Lots of ensemble and partner dancing

You will hear...

- The orchestra playing, with loud and quiet moments
- A Narrator throughout the performance
- Feet in different types of shoes moving on-stage
- Applause throughout

Running time is 1hr 35 mins, including a 20 minute interval.

Age guidance for this show is 3+.

Chill out spaces



Stall level - Chill out area:

From the lobby level, go downstairs. This chill out space is positioned by the merchandise table and to the right of the staircase.

- There is a designated chill out area with bean bags.
- There is a TV to watch the show.
- Peacock Ushers and the ENB Engagement Team helpers will be walking around and available to help.
- **Wheelchair accessible via the lift.**

Stall level and First Circle - Café area:

A space where where audience members can come out of the theatre during the performance and relax if they need to.

- This space has tables and chairs.
- Peacock Ushers and the ENB Engagement Team helpers will be walking around and available to help.
- **Wheelchair accessible via the lift.**

Who's Who

Key Characters in My First Ballet: Swan Lake



Narrator



Odette



Odile



Prince Siegfried



Rothbart



Queen



Swans



Context

Created in 2012, My First Ballet: Swan Lake is part of a series of ballets, including Cinderella and Sleeping Beauty, designed to introduce children aged three plus to the magical world of ballet.

The series has been viewed by over 350,000 people and today you will see an adaptation of the famous classical ballet, Swan Lake.



In this ballet there are changes that have been made, that make it different to a traditional ballet.

There is a narrator to help follow the story. They describe key things happening on stage.



The music is by the famous composer Tchaikovsky. At this show you will hear a shortened version of the score, originally written for the ballet Swan Lake. It is recorded by the English National Ballet Philharmonic.

Synopsis - Prologue

A young, ambitious wizard called Rothbart wants to gain the affection of Odette, a princess who is friends with his little sister Odile.

He asks her to marry him, but when she says no he places an angry spell on her and turns her into a swan.



Synopsis - Act One

Act 1 Scene 1

Meanwhile, at the nearby palace, Prince Siegfried is having a party with his friends to celebrate his 18th birthday. While they are enjoying themselves, his mother the Queen appears with a gift, a crossbow.

She tells him that it's time for him to grow up – he must stop playing out so much and find a bride at the royal birthday party the following evening. He doesn't want to. He just wants to run in the fields, have adventures, fall in love. The Queen is very unhappy and leaves.

Siegfried is also unhappy and his friends try to cheer him up. They see a flock of swans and decide to follow them into the forest.



Act 1 Scene 2

The friends chase the swans but lose them. They go further into the forest to try to find them, leaving Siegfried behind.

Suddenly he sees one lonely swan that is about to land by the lake.



The sun is setting as he tries to shoot the swan with his crossbow, but Odette appears just where the swan landed. He is curious and talks to her – she explains that she and her friends have been put under a spell by Rothbart – they have been turned into swans and only at night, when they are beside the lake, can they become humans again.

The spell can only be broken if someone who has never loved before swears to love her forever. Rothbart appears and pulls Odette away from the Prince.



As the Prince looks for Odette again he sees more swans, and finds Odette amongst them.

Rothbart appears once more and tries to steal Odette again. He chases Siegfried away and takes control of her.

He hatches a plan to convince the Prince to swear his love to another girl so that his spell on Odette will not be broken.

Synopsis - Act Two

Act 2 Scene 2

It is Siegfried's birthday costume ball at the palace. The Queen has invited princesses from faraway lands: Spain, Italy and Hungary. They dance for him. He does not want to marry any of them.

Rothbart and Odile arrive. Rothbart has tricked his little sister, (who secretly admires the Prince), into going to the ball to win his affections.

She doesn't realise that he has given her a mask to make her look like Odette.



Siegfried falls for the disguise and thinks it is Odette and he dances with her so happily. He publicly swears his love for Odile.

Just as he does this, Odile sees a vision of her friend Odette as the swan and realises that her brother has deliberately disguised her to look like Odette.

Though she would love to stay quiet and keep the Prince's love for herself, she knows she has to do the right thing and look after her friend.

She takes off her disguise, tells everyone that Rothbart has tricked them.

She begs Rothbart to undo his spell but he refuses and leaves. The Prince hurries back to the lake to find Odette and Odile follows.

Synopsis - Act Two

Act 2 Scene 2

Odette is heartbroken because she thinks her prince loves someone else. Her friends comfort her. A furious Rothbart appears and tries to take Odette away but the swans protect her, and he leaves.

Siegfried finds her on the floor surrounded by her friends, and thinking she is dead he falls to his knees – but she rises up and forgives him.



Rothbart appears and reminds the Prince that he has publicly sworn love to Odile. Odile arrives and begs Rothbart to break the spell but he refuses and tries again to get Odette away. Odette, Siegfried and Odile fight with Rothbart and Odile is thrown to the floor.

Rothbart immediately realises that he has done something terribly wrong.

After being helped up by her friend Odette, Odile goes to her brother and forgives him. Odette thanks Odile for saving them all. Odette and Siegfried are now free to love one another forever.

Odile takes Rothbart's wings from him, he gives up his evil powers, and they all live happily ever after.





Swan Lake


Going to the Theatre



Going to the theatre



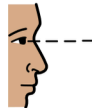
Wear clothes you feel comfortable in.



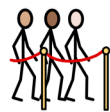
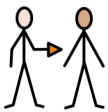
Remember your ticket.



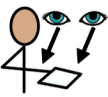
Make your way to the theatre.



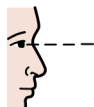
When you arrive at the theatre you will see lots of people.



You might have to queue.



Show your ticket to enter the theatre.



The usher will look at your ticket and give it back.






Swan Lake

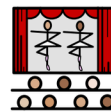
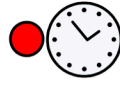
Going to the Theatre



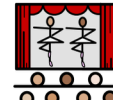
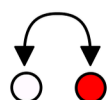
You can buy a programme.



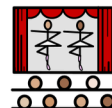
You can read about the ballet in the programme.



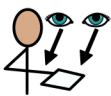
You can go to the toilet before the performance.



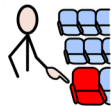
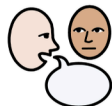
You can buy a drink or sweets before the performance.



The theatre will announce when the performance is starting.



Show the usher your ticket and seat number.



The usher will tell you where to sit.



Lots of people will sit in the theatre.



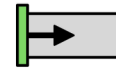
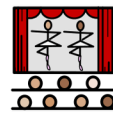


Swan Lake

Going to the Theatre



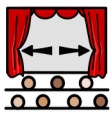
+



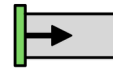

Sit quietly and wait for the performance to start.



The lights will be dimmed.



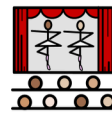
+




The curtains will open and Act One will begin.



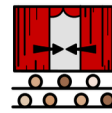

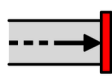
A narrator will come onto stage.



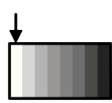
A narrator will talk during the performance.



The narrator helps to explain the story to the audience.



At the end of act one the curtains will close.



The lights will come up during the interval.



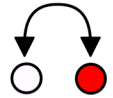


Swan Lake

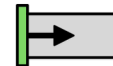

Going to the Theatre



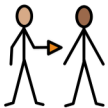
You can leave your seat and talk.



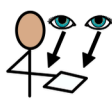
You can buy a drink or ice cream and go to the toilet.




The theatre will announce when act two is starting.



You should return to your seat.




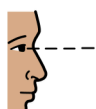
You might have to show the usher your ticket again.



The lights will be dimmed again.



Act two will begin.




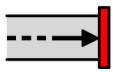
Sit quietly and watch the performance again.






Swan Lake

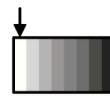

Going to the Theatre



At the end of the performance the audience will clap and cheer.



The dancers will bow in turn.




The curtains will close and the lights will come up.



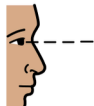
You can leave your seat and go to the exit.



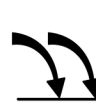
It is time to go home.



Did you enjoy the performance?



What did you see?



Would you like to go to the theatre again?



Things to know

There will be signs around the building to help you find where you want to go.

There are also designated people who will be able to give you more information.

If you need further assistance, please speak to the Peacock Theatre Ushers or one of our ENB Engagement helpers. Peacock Theatre Ushers will be wearing black t-shirts with a Sadler's Wells logo on and ENB Staff will be wearing black t-shirts with a pink logo on and are here to assist you.

Peacock Theatre Usher

Black t-shirt with Sadler's Wells logo



Peacock Theatre Ushers will direct you to your seat and can assist with any access requirements

ENB Engagement Team

Black t-shirt with pink logo



ENB Engagement Team can assist with any questions

We welcome any feedback that you are willing to share!
Please send your thoughts to engagement@ballet.org.uk.

